

# multiPIX Handheld

Iris Supplies  
Leading the way in Iridology Technology

Since its release the multiPIX Handheld Iridology Camera has been a very popular product. You can understand why when it takes excellent images, and is perfect for the travelling Iridologist at a great price.

It features a 10 megapixel camera, a high quality Macro Lens (7x Magnification), side lighting and a superior lighting system for excellent images. It can be used for Iridology, Sclerology & Animal Iridology. Also this is the only Iridology Camera of our range that can be used for Equine Iridology. It can also be convenient for young children and bed ridden people. Includes Iridology Station 5.1 at no extra cost.

*The multiPIX was used by Toni Miller to take nearly 500 iris photos for "The Integrated Iridology Textbook" - released August 2008*

**Price: \$3990**

## Lighting

The multiPIX uses a superior lighting system that includes fibre-optic side lighting for better iris fibre definition, variable light intensity, single to dual lighting and a built in Xenon flash for true color images with correct exposure. Excellent for Brown Irises.

*The eyePIX Handheld does not use cheap & inferior LED lighting that distorts color & image quality and limits depth of field.*

**Features:** Superior Lighting System with Flash for True Color Images - High Quality Macro Lens  
Twin & Single Side Lighting - Small & Lightweight - 10 Megapixel Camera - Easy to Use



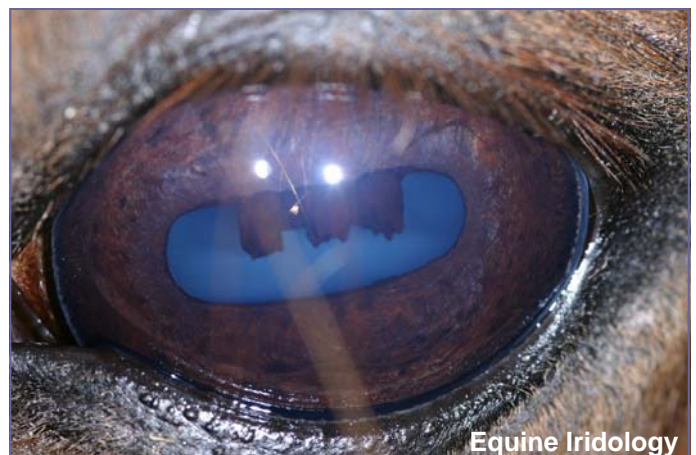
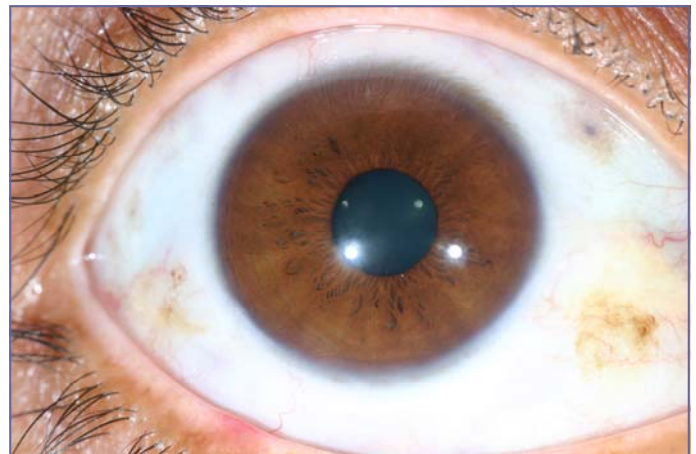
Excellent for Iridology, Sclerology,  
Equine & Animal Iridology



Dual fibre-optic lighting;  
with left, right and dual light adjustment



Portable, light weight and easy to use



Equine Iridology


## Carry Case - \$150

Carry your multiPIX in a convenient Carry Case. Great for travelling and protecting your investment from damage.



Fits into small carry case  
without dis-assembling

## Iridology Station 5.1 - FREE (Included in price of multiPIX)



Iridology Station 5.1 is an Iridology analysis and reporting software. Allowing the user to manage their Iridology images, overlay Iridology charts, record client details, scan the iris for color intensity and create reports ready for printing.

Iridology Station 5.1 is Windows Compatible.

**Usually \$499**